








JURČEK E

1.00 x 1.00 M

VIŠINA / HEIGHT	3.23 do 5.76 m
POVRŠINA / SURFACE	510.10 m ²
SEJEMSKA POVRŠINA - MREŽA / SUFRACE - NET	339.27 m ²
NOSILNOST TAL / LOAD CAPACITY OF FLOOR	500 kg/m ²

-  VODA IN KANALIZACIJA / WATER AND DRAINAGE
-  ELEKTRIKA 400V 16-32A / ELECTRICITY 400V 16-32A
-  ELEKTRIKA 230/400V 16-32A / ELECTRICITY 230/400V 16-32A
-  TELEFON - INTERNET / TELEPHONE - INTERNET
-  GASILNIKI / HYDRANT
-  GA OBVEZEN DOSTOP / OBLIGATORY ACCESS
-  → SMER REŠEVANJA / EMERGENCY EXIT

POSEG V KONSTRUKCIJO OBJEKTA NI DOVOLJEN!
OPERATIONS PERFORMED INTO THE CONSTRUCTION ARE NOT ALLOWED!

STROPNA KONSTRUKCIJA NI NOSILNA!
THE CEILING CONSTRUCTION IS NOT LOAD CARRYING!

OPOMBA: MERE VEDNO PREVERITI NA MESTU!
NOTE: ALWAYS CHECK MEASUREMENTS ON THE SITE!