










## POVODNI MOŽ - 1 ETAŽA B2 - BASEMENT

1.00 x 1.00 M

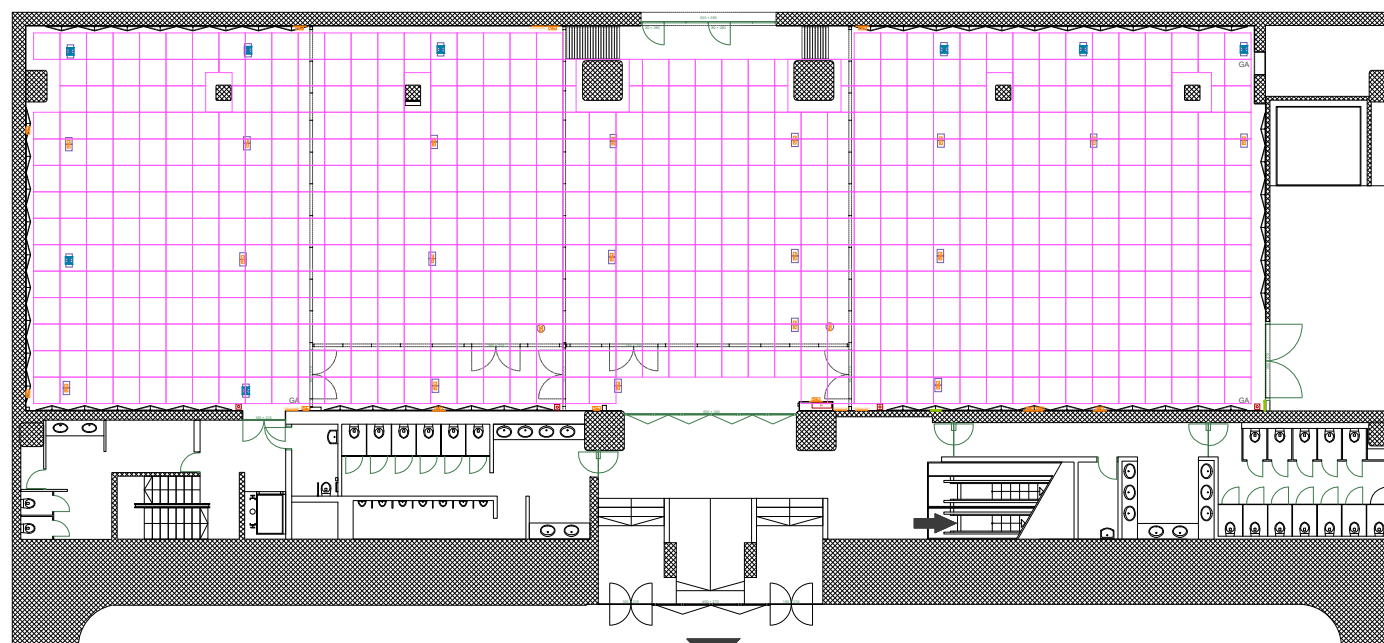
VIŠINA / HEIGHT	3.40 m
POVRŠINA / SURFACE	653.79 m <sup>2</sup>
SEJEMSKA POVRŠINA - MREŽA / SUFRACE - NET	609 m <sup>2</sup>
NOSILNOST TAL / LOAD CAPACITY OF FLOOR	500 kg/m <sup>2</sup>

	VODA IN KANALIZACIJA / WATER AND DRAINAGE
	ELEKTRIKA 400V 16-32A / ELECTRICITY 400V 16-32A
	ELEKTRIKA 230/400V 16-32A / ELECTRICITY 230/400V 16-32A
	TELEFON - INTERNET / TELEPHONE - INTERNET
	GASILNIKI / HYDRANT
	OBVEZEN DOSTOP / OBLIGATORY ACCESS
	SMER REŠEVANJA / EMERGENCY EXIT

POSEG V KONSTRUKCIJO OBJEKTA NI DOVOLJEN!  
OPERATIONS PERFORMED INTO THE CONSTRUCTION ARE NOT ALLOWED!

STROPNA KONSTRUKCIJA NI NOSILNA!  
THE CEILING CONSTRUCTION IS NOT LOAD CARRYING!

OPOMBA: MERE VEDNO PREVERITI NA MESTU!  
NOTE: ALWAYS CHECK MEASUREMENTS ON THE SITE!



▼  
STEBRNA DVORANA  
STEBRNA HALL